

Real-life open ended challenges

1 Open-endedness Pyramid (30-45 minutes)

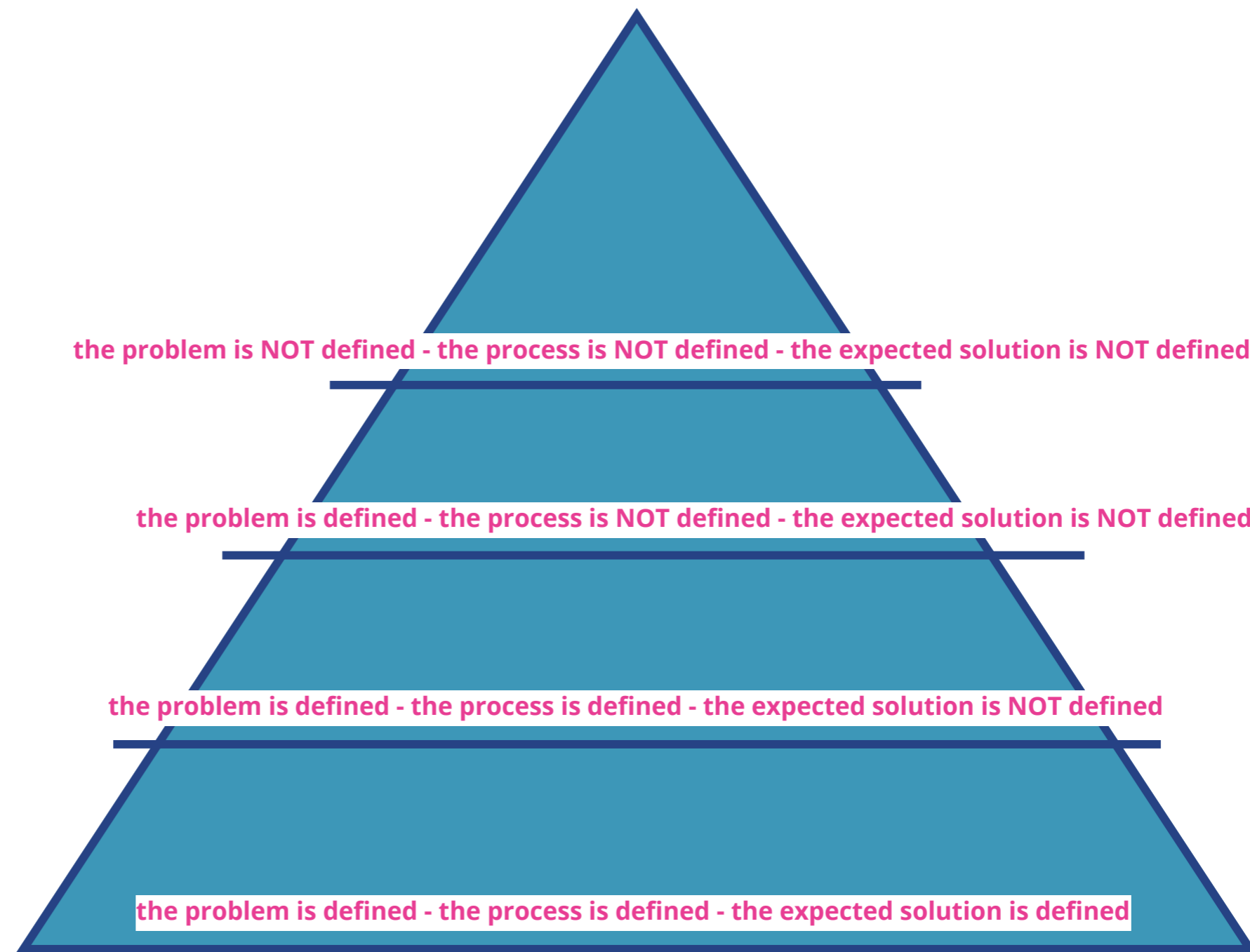
How might we/I
(re)design my
course/project so
that it addresses
real-life, open-
ended challenges?

Current state

Desired state

Instructions:

1. Read the "How Might We... Question" in the yellow post-it.
2. Indicate in which section of the pyramid does your course/project **currently** belong (based on how defined the problem, the process and the expected solution to the problem is). Use the "Current state" arrow.
3. Indicate in which section of the pyramid **you would like** your course/project **to belong**, based on how defined the problem, the process and the expected solution should be. Use the "Desired state" arrow.
4. Brainstorm: how can I/we go from the current to desired state of my course? Write down ideas in the box to the right.

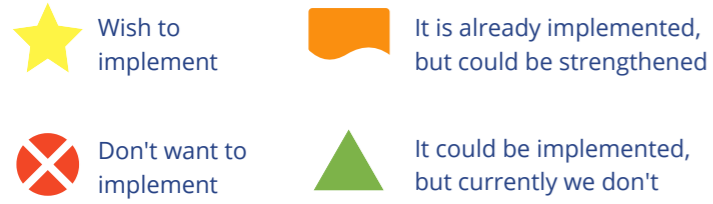


How can I/we go from the current to desired state of my course/project?
Write down your ideas here

2 Prioritisation (15 min)


Instructions:

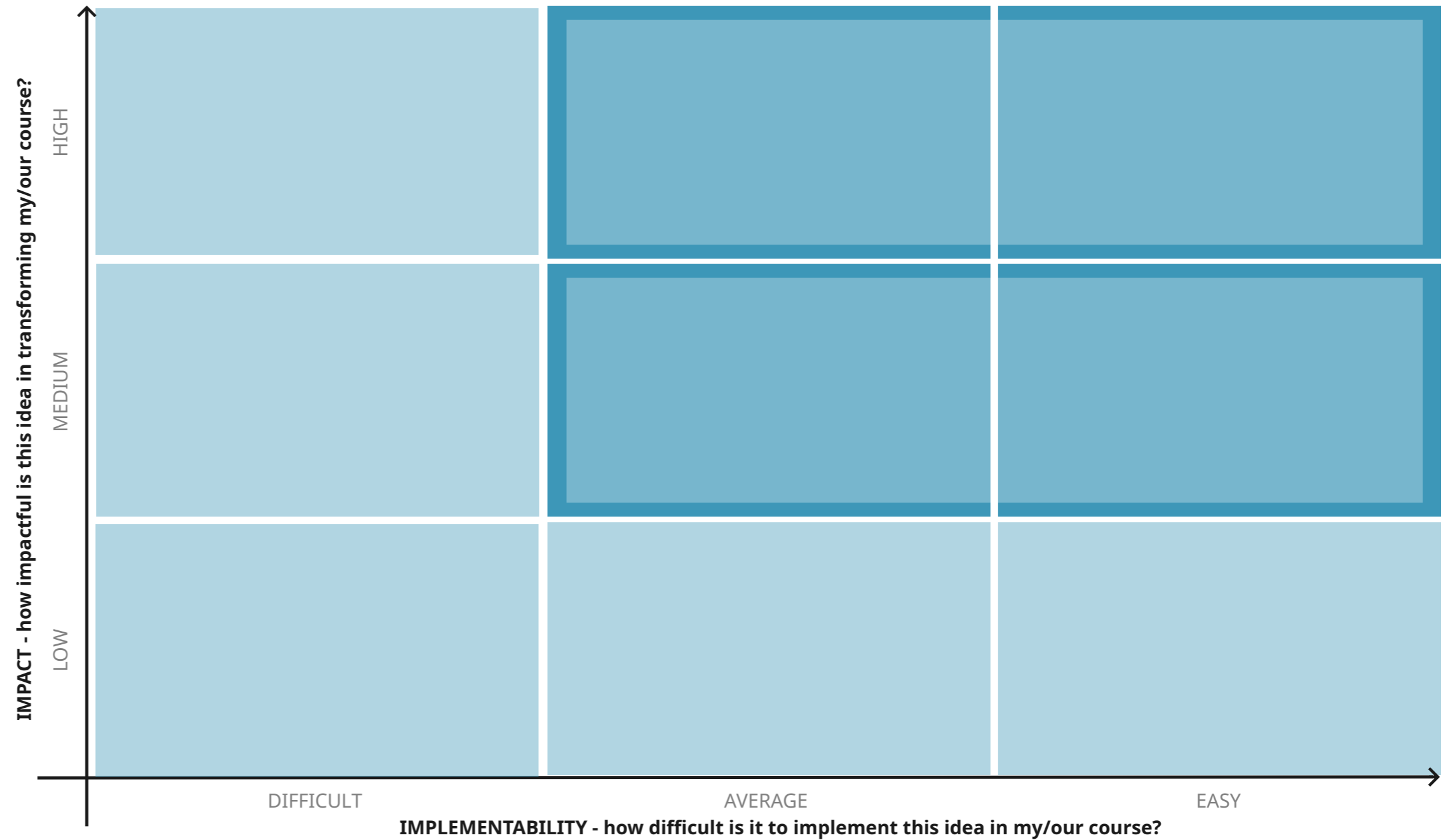
- Analyse all the ideas you identified in the previous activity from an Impact perspective (how impactful would this idea be in transforming my/our course?) and Implementability (how easy it is to implement this idea in my/our course?) and stick them in the corresponding quadrant.
- Use the following symbols to characterise your ideas:



3 Action plan & resources (15 min)

Instructions:

- Focus on the ideas (without any ) in the outlined quadrants. Which steps do I/we need to take in order to implement this in my/our course? Break down the steps in the timeline below.
- What people, skills, facilities, materials are needed in order to make this happen? Reflect and note it down in the corresponding sections.



	Step 1	Step 2	Step 3	Step 4	Step 5	Step 6	Step 7
Action plan							
Resources needed							