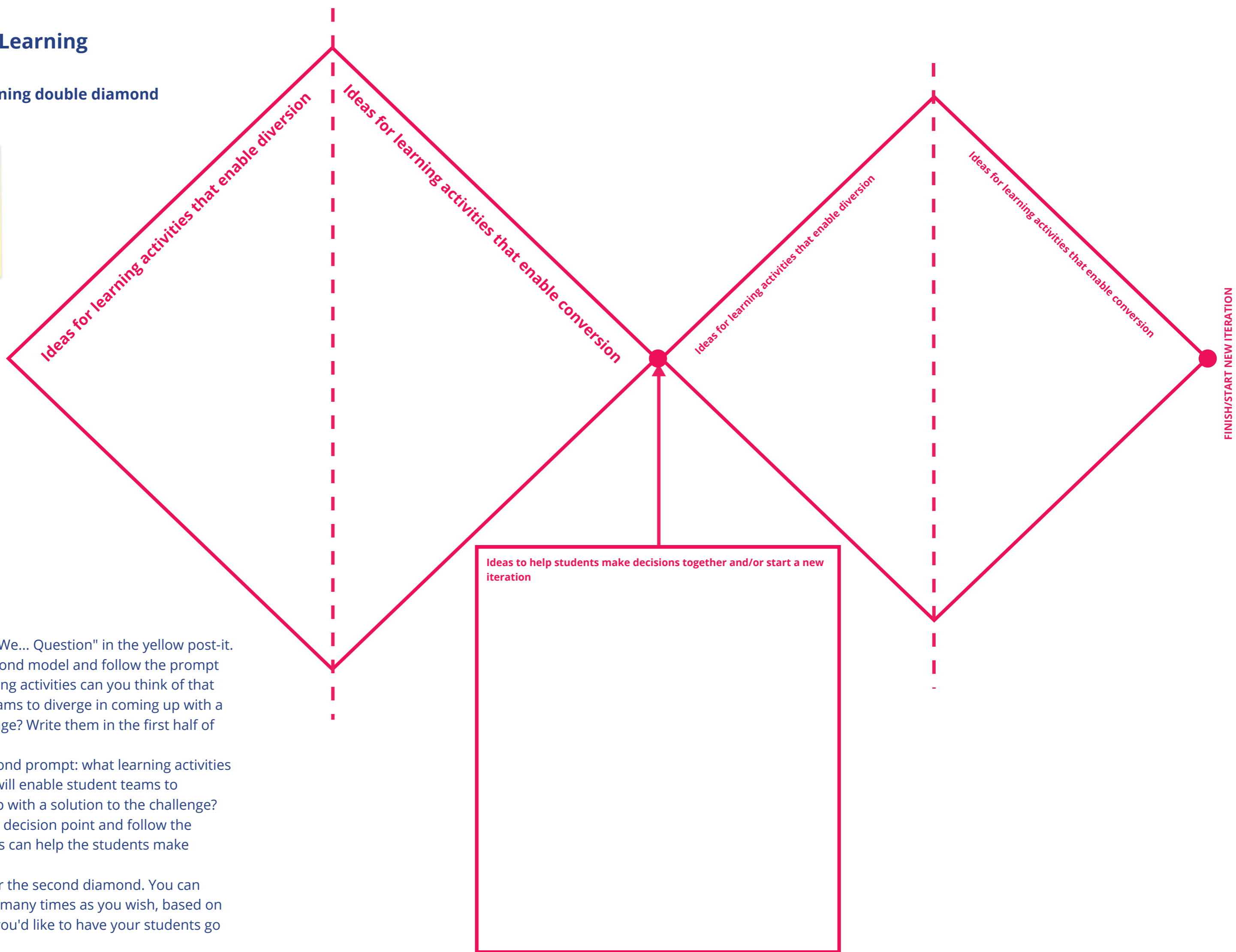


# Collaborative Learning

## 1 Collaborative learning double diamond (30-45 minutes)

How might we/I (re)design my course so that students learn in a collaborative way?



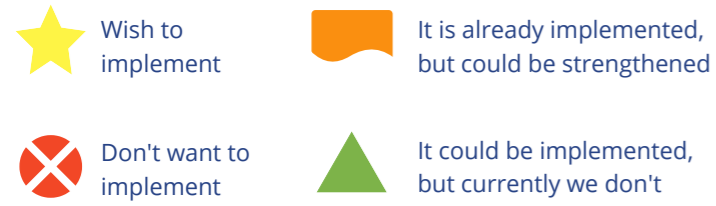
### Instructions:

1. Read the "How Might We... Question" in the yellow post-it.
2. Take the double-diamond model and follow the prompt questions: what learning activities can you think of that will enable student teams to diverge in coming up with a solution to the challenge? Write them in the first half of the first diamond.
3. Next focus on the second prompt: what learning activities can you think of that will enable student teams to converge in coming up with a solution to the challenge?
4. Now focus on the first decision point and follow the prompt: what activities can help the students make decisions together?
5. Repeat the process for the second diamond. You can repeat the process as many times as you wish, based on how many iterations you'd like to have your students go through.

## 2 Prioritisation (15 min)

### Instructions:

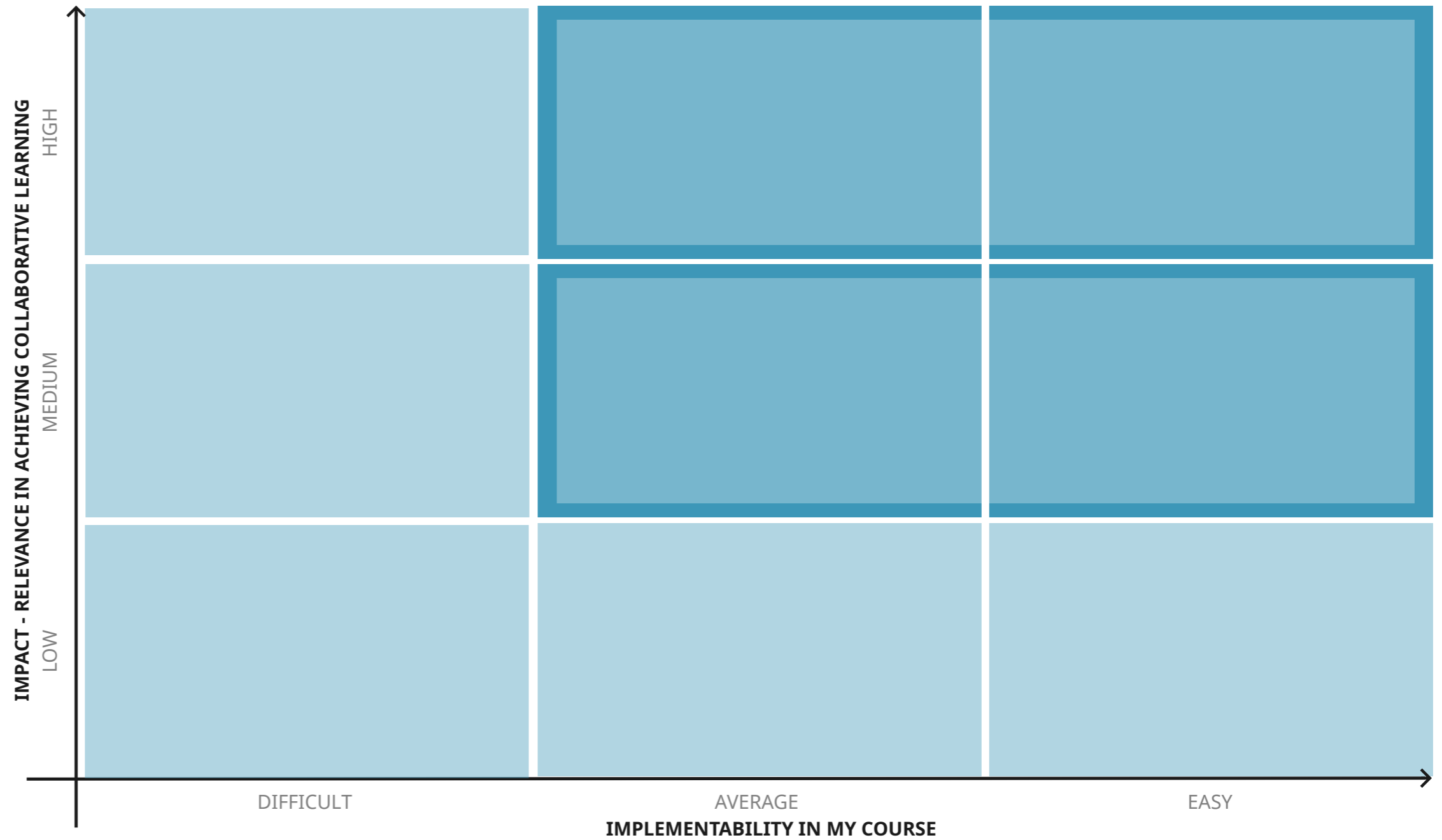
1. Analyse all the topics and challenges you identified in the previous activity from an Impact perspective (to what extent does this idea enable collaborative learning?) and Implementability (how easy it is to implement this topic in my/our course?) and stick them in the corresponding quadrant.
2. Use the following symbols to characterise your ideas:



## 3 Action plan & resources (15 min)

### Instructions:

1. Focus on the ideas (without any ⊗) in the outlined quadrants. Which steps do I/we need to take in order to implement this in my/our course? Break down the steps in the timeline below.
2. What people, skills, facilities, materials are needed in order to make this happen? Reflect and note it down in the corresponding sections.



	Step 1	Step 2	Step 3	Step 4	Step 5	Step 6	Step 7
<b>Action plan</b>							
<b>Resources needed</b>							