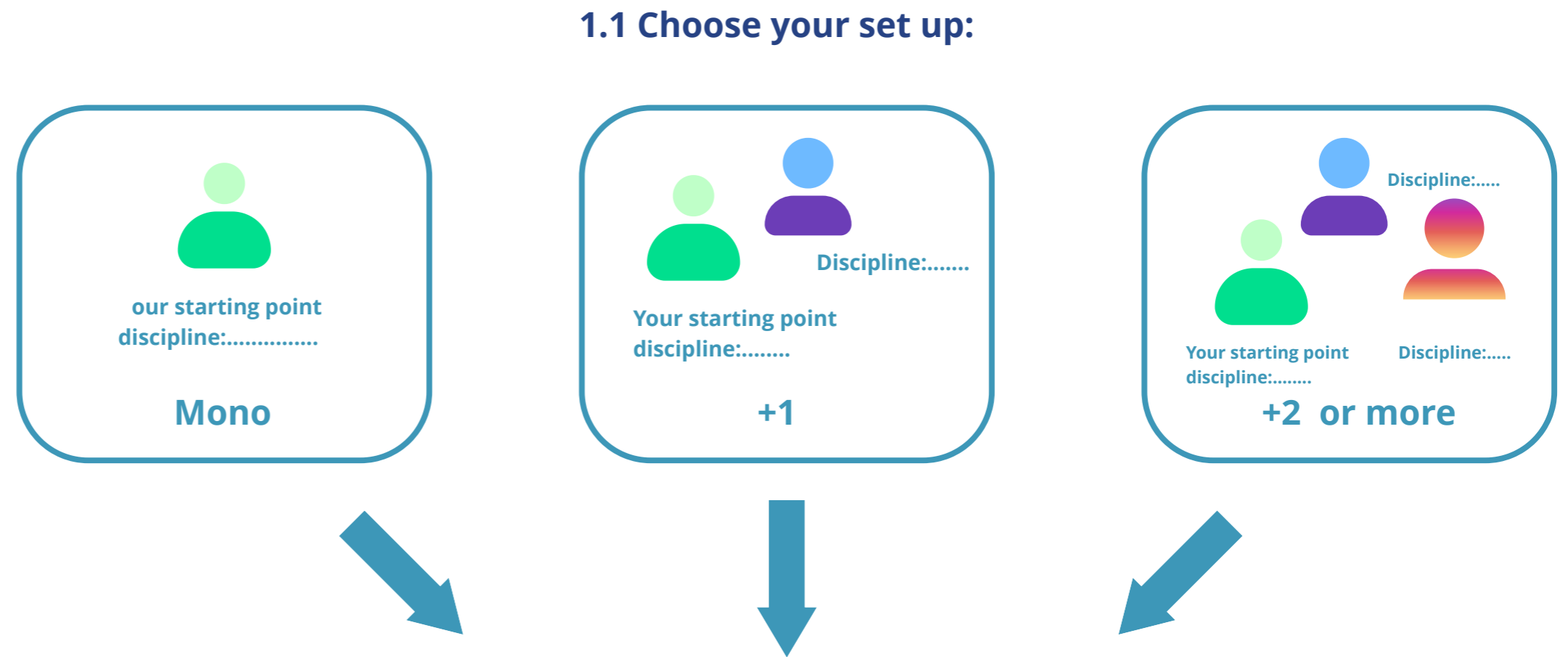


Interdisciplinary

1 Interdisciplinary Learning worksheet (30-45 minutes)

How might we/
(re)design my
course/project to
enable
interdisciplinary
learning?



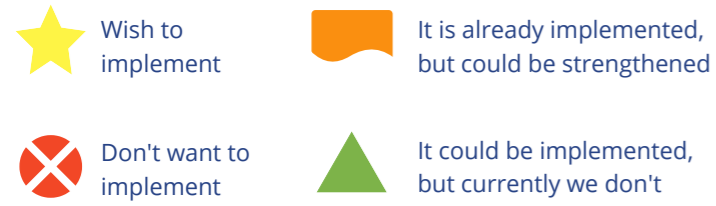
Instructions:

1. Read the "How Might We... Question" in the yellow post-it.
2. Choose your set up (1.1).
3. Consider your own course and the set up you chose. Brainstorm ideas for learning activities and/or course setup that enable interdisciplinary learning, following the prompts (1.2).
4. Brainstorm as many ideas as you can, prioritising quantity over quality at this stage.

2 Prioritisation (15 min)

Instructions:

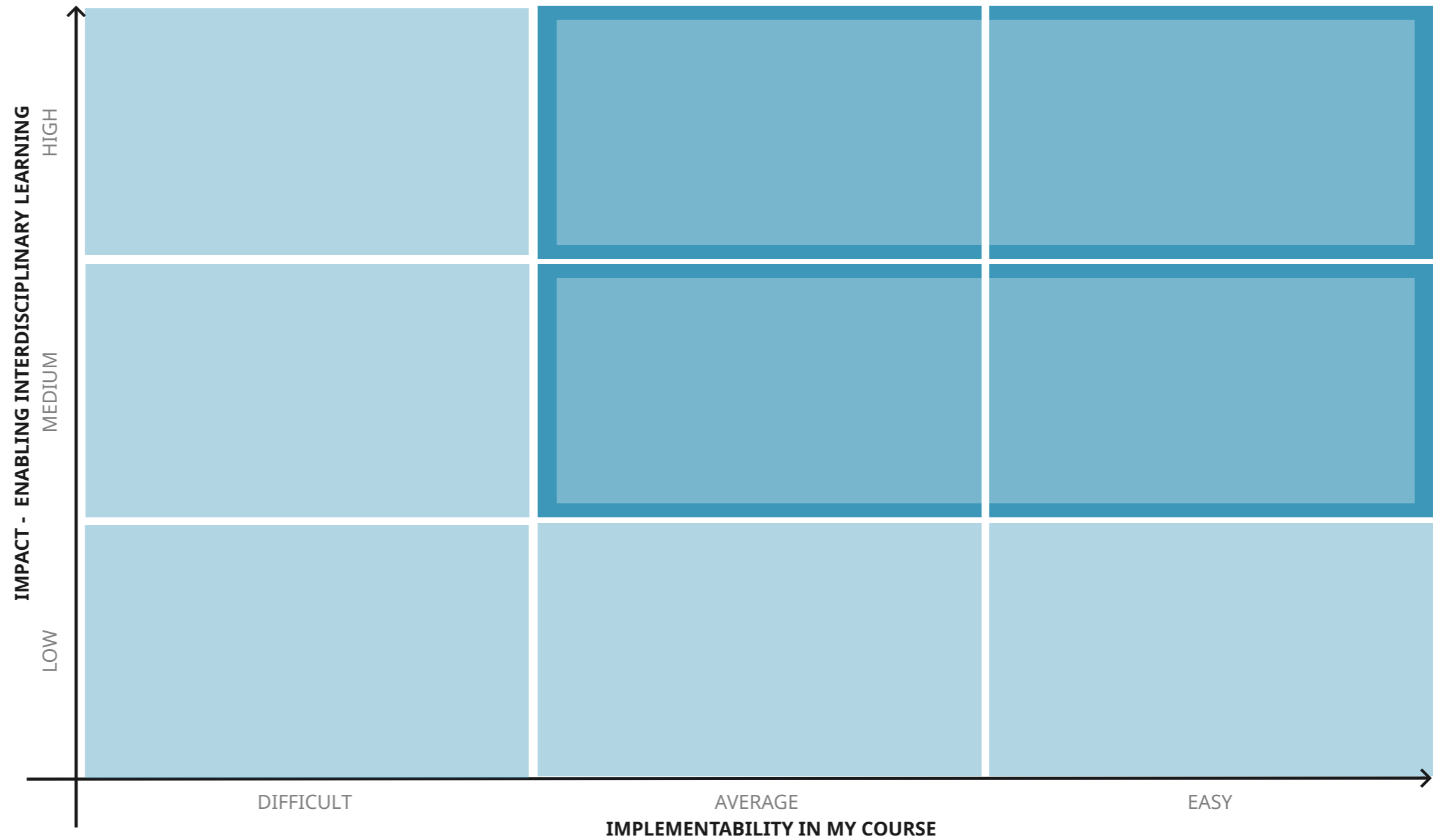
1. Analyse all the topics and challenges you identified in the previous activity from an Impact perspective (how much this idea will enable students to work in an interdisciplinary way?) and Implementability (how easy it is to implement this topic in my/our course?) and stick them in the corresponding quadrant.
2. Use the following symbols to characterise your ideas:



3 Action plan & resources (15 min)

Instructions:

1. Focus on the ideas (without any ⊗) in the outlined quadrants. Which steps do I/we need to take in order to implement this in my/our course? Break down the steps in the timeline below.
2. What people, skills, facilities, materials are needed in order to make this happen? Reflect and note it down in the corresponding sections.



	Step 1	Step 2	Step 3	Step 4	Step 5	Step 6	Step 7
Action plan							
Resources needed							